

# the DC funds

## Index-Linked Annuity Tracker – passive as at 31 March 2019

### fund objective

To mitigate against pension conversion risk (for indexed annuities).

#### fund facts

**Launch date:**  
23 February 2007

**Fund size:**  
£24.95m

**Price per share:**  
253.10p

**Charges:**  
Inv Mgmt Charges: 0.00%  
Additional Charges: 0.00%

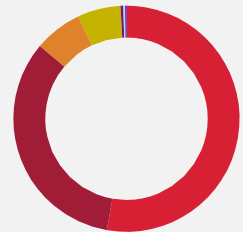
**Current underlying fund(s):**  
Legal & General Inflation  
Linked Pre-Retirement  
Fund

#### top 10 holdings

	%
1. Gilts I-L 0.625% 2040	16.61
2. Gilts I-L 1.250% 2032	9.77
3. Gilts I-L 0.50% 2050	9.71
4. Gilts I-L 1.250% 2027	6.83
5. Gilts I-L 0.625% 2042	5.61
6. Gilts I-L 0.750% 2047	1.47
7. Gilts I-L 0.125% 2058	1.25
8. Gilts I-L 0.375% 2062	0.76
9. Engie SA 5.0% 2060	0.62
10. Pfizer 2.735% 2043	0.55
<b>Total</b>	<b>53.18</b>

#### asset breakdown

	%
UK Index-Linked	52.77
Corporates	33.36
Sub-Sovereigns	6.86
Collateralised	6.18
Unclassified	0.38
Sovereigns	0.29
Gilts	0.16
<b>Total</b>	<b>100.00</b>

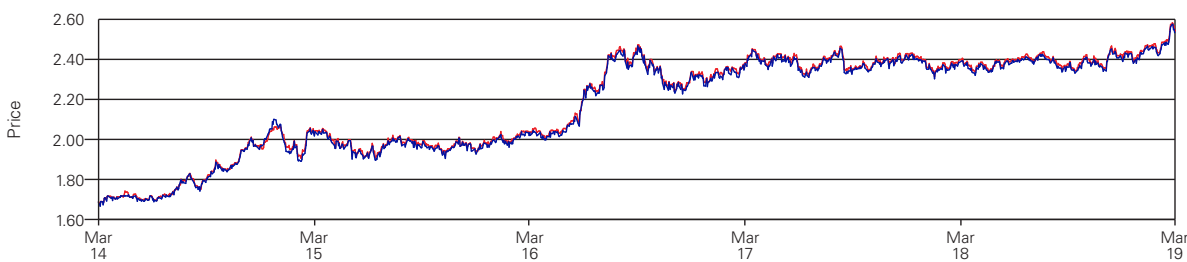


#### Benchmark:

A composite of inflation-linked gilts and corporate bonds  
Prior to 25 March 2015 100% FTSE Over 5 Year Index-Linked Gilt Index

### fund performance

	31 Mar 2018 - 31 Mar 2019 %	31 Mar 2017 - 31 Mar 2018 %	31 Mar 2016 - 31 Mar 2017 %	31 Mar 2015 - 31 Mar 2016 %	31 Mar 2014 - 31 Mar 2015 %
<b>Fund</b>	6.21%	0.21%	16.91%	0.15%	20.17%
<b>Benchmark</b>	5.98%	0.63%	16.93%	0.06%	20.47%
<b>Relative Performance</b>	0.23%	-0.42%	-0.02%	0.09%	-0.30%



Rolling time period	3 months	6 months	1 year	3 year p.a.	5 year p.a.	Since launch
Fund	5.99%	7.25%	6.21%	7.56%	8.41%	153.10%
Benchmark	5.66%	6.99%	5.98%	7.64%	8.49%	152.46%
Relative Performance	0.33%	0.26%	0.23%	-0.08%	-0.08%	0.64%

Past performance isn't a guide to future performance. The figures are shown in sterling and have been calculated using actual returns since the introduction of the current DC fund range.

**Source:** Morningstar, FIL Life Insurance Ltd. Single priced (i.e. no bid/offer spread), gross income reinvested and gross of fees. Indicative prices have been used if a portfolio valuation fell on a non-trading day.

for members of the HSBC Bank (UK) Pension Scheme



HSBC Bank Pension Trust (UK) Limited, 8 Canada Square London E14 5HQ  
Registration number: 489775




## market commentary

Index-linked UK government bonds (Gilts) posted positive returns and outperformed nominal Gilts as inflation breakevens (the yield differential between nominal and inflation-linked government bonds of the same maturity) widened marginally. UK inflation breakevens edged slightly higher recently, driven by a depreciating sterling and a rise in oil prices. Ten-year Gilt yields also fell amid volatility around Brexit, supported by lower US Treasury yields.

## risk rating

■ Very Low 
 ■ Low 
 ■ Low/Medium 
 ■ Medium 
 ■ Medium/High 
 ■ High 
 ■ Very High

All investments carry a level of risk. You need to decide how much of each type of risk you're prepared to take. The table below gives an overview of some of the risks associated with this fund.

risk type	description of risk	level of risk for this fund
<b>Capital Risk</b>	This is the risk that the value of your investments will fall. The younger you are, the less worried you might be about capital risk, because your investments have time to recover their value before you retire.	
<b>Inflation Risk</b>	This is the risk that the value of your investments will grow more slowly than prices rise. Inflation can be a problem for pension savings invested in cash funds particularly if the interest you're earning is less than the rate of inflation.	
<b>Pension Conversion Risk</b>	The price of an annuity changes on a regular basis. This means that the amount of income you can secure with the same amount of money will change. Pension conversion risk is the risk that the amount of income you can buy drops before you retire, because your money is invested differently to annuity funds. That's why putting more of your DC pension pot into bonds to try to match annuity prices as you get closer to retirement age can help protect against this risk.	

## About the factsheet

It is important to remember that the price of units can go down as well as up. There's no guarantee that you'll get back the amount that goes into your DC pension pot. Changes in rates of currency exchange, particularly where overseas securities are held, could also affect the value of your investment.

All funds are provided through FIL Life Insurance Ltd and may invest in securities issued by or hold deposits with HSBC Holdings plc and associated companies.

The Trustee can change the underlying managers or funds at any time without member consent or prior notification.

**Valuation time:** Business days at 5:00pm (UK time)

**Dealing Process:** The cut off time for switch instructions is 2:00pm each business day.

## Contact us

You can find more Scheme information at:  
[www.futurefocus.staff.hsbc.co.uk](http://www.futurefocus.staff.hsbc.co.uk)

If you have any questions contact the HSBC Administration Team at:  
 email: [HSBCpension@willistowerswatson.com](mailto:HSBCpension@willistowerswatson.com)  
 phone: 01737 227 575

### Issued March 2019

Copyright HSBC Bank Pension Trust (UK) Limited 2015. All rights reserved. No part of this publication may be reproduced, stored in a retrieval system, or transmitted in any form or by any means, electronic, mechanical, photocopying, recording, or otherwise, without the prior written permission of HSBC Bank Pension Trust (UK) Limited. Members of the pension scheme may, however, copy appropriate extracts in connection with their own benefits under the Scheme.

### Charges

HSBC pays the investment management charges – not you. However, there may be costs within some of the funds and these will be reflected in the unit price. These nominal costs are variable and are likely to be between nil and 0.2% a year.