

# The DC Funds

European (ex UK) Equities - passive as at 31 December 2023

## Fund Facts

**Launch Date:**  
1/3/2018

**Fund size:**  
£16.28m

**Price Per Share:**  
307.6p

**Base Currency:**  
GBP

**Does this fund form part of an HSBC default strategy?**  
No

**Charges:**  
Inv Mgmt Charges: 0.00%  
Additional Charges: 0.00%

HSBC pays the investment management charges – not you. However, there may be costs within some of the funds and these will be reflected in the unit price. These nominal costs are variable and are likely to be between nil and 0.2% a year.

**Current Underlying Fund(s):**  
100% L&G European (Ex UK) Equity Index Fund

**Current Benchmark:**  
100% FTSE Developed Europe ex-UK Index

**Volatility (% per annum):**

	3 Years	5 Years
<b>Fund:</b>	13.3	15.3
<b>Benchmark:</b>	13.2	15.3

Annualised volatility: a measure of how variable returns for a fund or comparative market index have been around their historical average (also known as "standard deviation"). Two funds may produce the same return over a period. The fund whose monthly returns have varied less have a lower annualised volatility and may be considered to have achieved its returns with less risk. The calculation is the standard deviation of monthly returns presented as an annualised number. Volatility for funds and indices are calculated independently of each other.

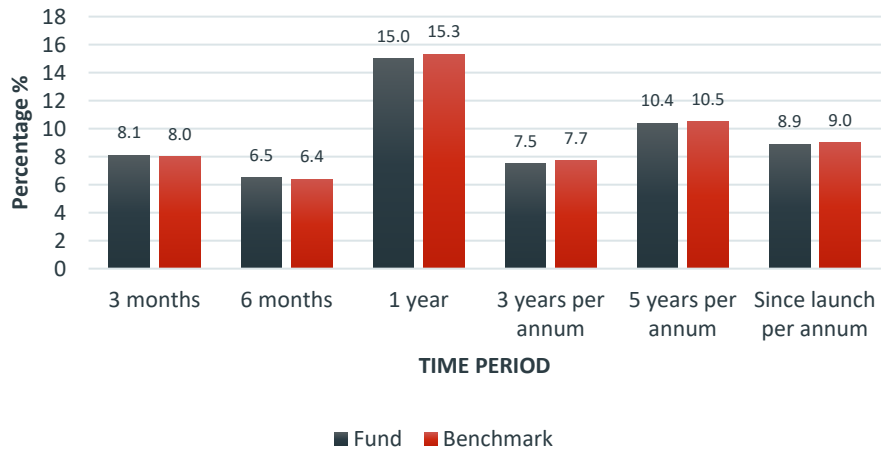
## Fund objective

To provide long-term capital growth by investing predominantly in European (excluding the UK) listed shares. Over the long term the fund aims to perform in line with the benchmark as closely as possible and provide growth above inflation.

## Fund description

This Fund invests in shares of companies based in Europe excluding the UK. It is therefore exposed to currency risk (the risk of your investment being worth less in British Sterling terms because of changes in foreign exchange currency rates, rather than investment performance). This is a passive fund which seeks to replicate the performance of the underlying stock market index that it tracks and does not seek to add returns above the relevant index that it tracks by active management.

## Fund Performance



## Note

Past performance is not a guide to future performance. The figures are shown in Sterling and have been calculated using actual returns since the introduction of the current DC fund range. Source: FIL Life Insurance Ltd. Single priced, gross income reinvested and net of fees. Indicative prices have been used if a portfolio valuation fell on a non-trading day. The fund was launched on 1st March 2018, but links to an underlying fund which has been in existence for a number of years. Before 1st March 2018, performance is simulated based on data provided by L&G, the underlying fund provider. Thereafter, returns are produced by Fidelity on a monthly basis.

## For members of the HSBC Bank (UK) Pension Scheme

### Fund performance (continued)

	31 Dec 2022 - 31 Dec 2023	31 Dec 2021 - 31 Dec 2022	31 Dec 2020 - 31 Dec 2021	31 Dec 2019 - 31 Dec 2020	31 Dec 2018 - 31 Dec 2019
	%	%	%	%	%
<b>Fund</b>	15.0	-7.2	16.5	9.0	20.9
<b>Benchmark</b>	15.3	-7.1	16.6	9.1	21.0
<b>Relative Performance</b>	-0.3	-0.1	-0.1	-0.1	-0.1

Past performance is not a guide to future performance. The figures are shown in Sterling and have been calculated using actual returns since the introduction of the current DC fund range. Source: FIL Life Insurance Ltd. Single priced, gross income reinvested and net of fees. Indicative prices have been used if a portfolio valuation fell on a non-trading day. The fund was launched on 1st March 2018, but links to an underlying fund which has been in existence for a number of years. Before 1st March 2018, performance is simulated based on data provided by L&G, the underlying fund provider. Thereafter, returns are produced by Fidelity on a monthly basis.

### Market Commentary

European equities rallied, buoyed by cooling inflation in the eurozone and the US. In October, sentiment remained fragile amid a disappointing earnings season, elevated interest rates and geopolitical tensions. However, markets bounced back strongly in November as inflation receded to 2.4% over the month and speculation mounted that central banks would adopt a more dovish stance. At its December meeting, the European Central Bank (ECB) left interest rates unchanged as expected, despite lowering its inflation forecasts for 2023 and 2024. It provided no indication of an imminent reduction in rates and announced a gradual phasing out of reinvestments under the Pandemic Emergency Purchase Programme in the second half of 2024. However, dovish comments from the US Federal Reserve and ECB official Isabel Schnabel, who seen as the most influential voice in the conservative camp of policymakers, supported equity markets. Investors now expect the ECB to reverse the steepest increase in interest rates in the bank's quarter century history in the coming months. Against this backdrop, growth and quality names outperformed value stocks, while small-caps outperformed their mid and large-cap counterparts. Source: Fidelity. This is general market commentary and should not be considered as advice.

#### TOP 10 HOLDINGS

1	Novo Nordisk B	3.90%
2	Nestle	3.77%
3	ASML	3.56%
4	Roche Holding	2.53%
5	Novartis	2.42%
6	Lvmh Moet Hennessy Louis Vuitton	2.40%
7	SAP	2.03%
8	Totalenergies	1.79%
9	Siemens	1.68%
10	L'Oreal	1.38%
	<b>TOTAL</b>	<b>25.46%</b>

#### GEOGRAPHICAL BREAKDOWN

1	France	23.02%
2	Switzerland	19.40%
3	Germany	16.93%
4	Netherlands	9.06%
5	Sweden	6.76%
6	Denmark	6.31%
7	Other	5.47%
8	Italy	5.46%
9	Spain	5.40%
10	Finland	2.19%
	<b>TOTAL</b>	<b>100.00%</b>

#### INDUSTRY SECTOR BREAKDOWN




1	Industrials	18.21%
2	Financials	17.64%
3	Health Care	15.88%
4	Consumer Services	13.20%
5	Technology	9.69%
6	Consumer Goods	8.34%
7	Basic Materials	4.64%
8	Oil & Gas	4.14%
9	Utilities	4.13%
10	Other	4.13%
	<b>TOTAL</b>	<b>100.00%</b>

## For members of the HSBC Bank (UK) Pension Scheme

### Risk rating

 Very low  Low  Low/medium  Medium  Medium/high  High  Very high

All investments carry a level of risk. You need to decide how much of each type of risk you're prepared to take. The table below gives an overview of some of the risks associated with this fund

Risk type	Description of risk	Level of risk for this fund
Capital Risk	This is the risk that the value of your investments will fall. Investors in higher capital risk funds should expect to see above average growth over the long term, but might see big falls in value in the short term. The younger you are, the less worried you might be about capital risk, because your investments have time to recover their value before you retire. Higher capital risk funds may be less suitable if you are close to retirement and want more certainty.	
Inflation Risk	This is the risk that the value of your investments will grow more slowly than prices rise. Inflation can be a problem for pension savings invested in cash or bond funds particularly if the interest you're earning is less than the rate of inflation and you are some way from retirement.	
Pension Conversion Risk	The price of an annuity changes on a regular basis. This means that the amount of income you can secure with the same amount of money will change. Pension conversion risk is the risk that the amount of income you can buy drops before you retire, because your money is invested differently to annuity funds. That's why, if you wish to buy an annuity to provide a regular income through retirement, putting more of your DC pension pot into bonds to try to match annuity prices as you get closer to retirement age can help protect against this risk. If you wish to continue investing your pension savings during retirement and access drawdown then this is less of a concern.	

### About the factsheet

It is important to remember that the price of units can go down as well as up. There's no guarantee that you'll get back the amount that goes into your DC pension pot. Changes in rates of currency exchange, particularly where overseas securities are held, could also affect the value of your investment. Although the funds can typically be bought and sold on a daily basis, fund managers may need to delay when you can access your holdings in a fund(s) due to exceptional market circumstances. All funds are provided through FIL Life Insurance Ltd and may invest in securities issued by or hold deposits with HSBC Holdings plc and associated companies. The Trustee can change the underlying managers or funds within this fund, or decide to withdraw or replace the fund at any time, without member consent or prior notification. This factsheet should be read alongside the investment guide.

Making fund choices is an important decision that could have a significant effect on your benefits. This factsheet has been produced to provide you with fund information and is not designed to provide advice or a recommendation on the suitability of an investment for your personal financial circumstances. The Trustee cannot give you financial advice about your fund choices. Consider taking independent financial advice before making any investment decisions.

**Valuation time:** Business days at 5:00pm (UK time)

**Dealing Process:** The cut off time for switch instructions is 2:00pm each business day.

### Contact us

You can find more Scheme information at: <https://futurefocus.staff.hsbc.co.uk>

If you are a Defined Contribution (DC) only member and have any questions, please contact the DC Scheme Administrator, WTW, at:  
**Email:** [HSBCpension@willistowerswatson.com](mailto:HSBCpension@willistowerswatson.com); **Phone:** 01737 227 575

If you are a hybrid member and have any questions, please contact the Defined Benefit Scheme Administrator, Equiniti, at:  
**Email:** [HSBCHybridPensions@equiniti.com](mailto:HSBCHybridPensions@equiniti.com); **Phone:** 0371 384 2631

Issued by HSBC Bank Pension Trust (UK) Limited 2023

© Copyright HSBC Bank Pension Trust (UK) Limited 2023. All rights reserved. No part of this publication may be reproduced, stored in a retrieval system, or transmitted in any form or by any means, electronic, mechanical, photocopying, recording, or otherwise, without the prior written permission of HSBC Bank Pension Trust (UK) Limited. Members of the pension scheme may, however, copy appropriate extracts in connection with their own benefits under the Scheme.