

The DC Funds

Global Equities - passive as at 30 June 2021

Fund objective

To provide long-term capital growth in excess of UK price inflation by investing in Global listed shares. The fund aims to perform in line with the benchmark as closely as possible.

Fund Facts

Launch Date:
23/2/2007

Fund size:
£3,946.83m

Price Per Share:
277.00p

Base Currency:
GBP

Does this fund form part of an HSBC default strategy?

Yes - Flexible Income Strategy, Annuity Purchase Strategy, Lump Sum Strategy

Charges:

Inv Mgmt Charges: 0.00%
Additional Charges: 0.00%

Current Underlying Fund(s):

25% L&G Future World Fund
75% L&G Future World Fund (GBP Hedged - developed markets only)

Current Benchmark:

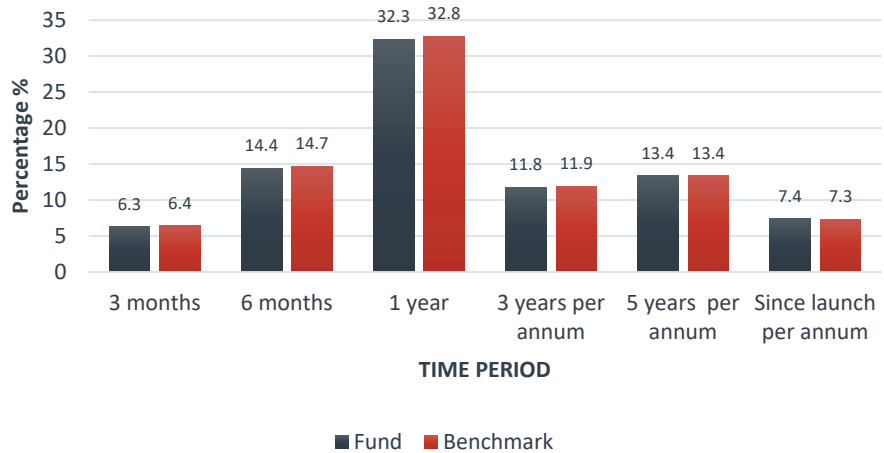
FTSE All-World ex CW Climate Balanced Factor Index -75% GBP Hedged (developed markets only)

Charges:

HSBC pays the investment management charges – not you. However, there may be costs within some of the funds and these will be reflected in the unit price.

These nominal costs are variable and are likely to be between nil and 0.2% a year.

Fund Performance



Note

The Global Equities – Passive fund is currently invested in a fund which tracks an index which may not be in line with market capitalisation weightings. The benchmark index is designed to favour investment in companies which exhibit economic characteristics that are expected to lead to higher returns or lower risk than a market capitalisation weightings approach, and companies which are less carbon-intensive or earn green revenues. The benchmark index incorporates a number of factor biases and there may also be stock exclusions based on specific criteria which include the failure by a company to meet minimum standards as determined by the investment manager. Current exclusions include manufacturers of controversial weapons and companies which fail to meet the underlying investment manager’s minimum standards related to low carbon transition and corporate governance standards. This is a description of the way the fund is currently invested and the Trustee of the HSBC Bank (UK) Pension Scheme reserves the right to amend the strategy, including the underlying fund(s) and benchmark, at any time if it deems it appropriate.

Past performance is not a guide to future performance. The figures are shown in Sterling and have been calculated using actual returns since the introduction of the current DC fund range.
Source: FIL Life Insurance Ltd. Single priced (i.e. no bid/offer spread), gross income reinvested and net of fees. Indicative prices have been used if a portfolio valuation fell on a non-trading day.

For members of the HSBC Bank (UK) Pension Scheme

Fund performance (continued)

	30 June 2020 - 30 June 2021	30 June 2019 - 30 June 2020	30 June 2018 - 30 June 2019	30 June 2017 - 30 June 2018	30 June 2016 - 30 June 2017
	%	%	%	%	%
Fund	32.3	-1.3	6.9	8.4	23.7
Benchmark	32.8	-1.3	6.9	8.4	23.7
Relative Performance	-0.5	0.0	0.0	0.0	0.0

Past performance is not a guide to future performance. The figures are shown in Sterling and have been calculated using actual returns since the introduction of the current DC fund range. Source: FIL Life Insurance Ltd. Single priced (i.e. no bid/offer spread), gross income reinvested and net of fees. Indicative prices have been used if a portfolio valuation fell on a non-trading day.

Market Commentary

Global equities performed positively as the accelerated roll-out of COVID-19 vaccines and easing mobility restrictions in major developed economies boosted investor sentiment. Strong corporate earnings and economic data, and a highly stimulatory fiscal policy backdrop in the US also supported equities. While a rise in inflation worried investors, major central banks indicated that the recent inflation surge is transitory and said they would maintain near-term policy support. Meanwhile, concerns around the Delta variant of COVID-19, a resurgence in infections in several countries and the US Federal Reserve's more aggressive view on future interest rate hikes led to market volatility. Against this global backdrop, equities in the US and Europe ex UK rose strongly. Emerging markets performed positively, but lagged developed markets amid normalising policies in China and virus-related challenges. Source: Fidelity. This is general market commentary and should not be considered as advice.

TOP 10 HOLDINGS

1	Microsoft Corp	3.43%
2	Apple Inc	2.74%
3	Alphabet Cl A	1.56%
4	Alphabet Cl C	1.31%
5	Johnson & Johnson	0.99%
6	Cisco Systems Inc	0.86%
7	Taiwan Semiconductor Manufacturing	0.82%
8	S&P Global Inc	0.80%
9	eBay Inc	0.61%
10	Amazon.Com Inc	0.59%
	TOTAL	13.71%

GEOGRAPHICAL BREAKDOWN

1	North America	53.69%
2	Europe ex UK	16.48%
3	Emerging Markets	11.18%
4	Japan	10.20%
5	UK	4.13%
6	Asia Pacific ex Japan	3.65%
7	Middle East/Africa	0.67%
	TOTAL	100.00%

INDUSTRY SECTOR BREAKDOWN




1	Technology	19.14%
2	Industrials	17.51%
3	Consumer Services	13.72%
4	Financials	11.86%
5	Health Care	9.43%
6	Consumer Goods	8.57%
7	Utilities	5.52%
8	Telecommunications	4.82%
9	Basic Materials	4.71%
10	Other	4.72%
	TOTAL	100.00%

For members of the HSBC Bank (UK) Pension Scheme

Risk rating

 Very low  Low  Low/medium  Medium  Medium/high  High  Very high

All investments carry a level of risk. You need to decide how much of each type of risk you're prepared to take. The table below gives an overview of some of the risks associated with this fund

Risk type	Description of risk	Level of risk for this fund
Capital Risk	This is the risk that the value of your investments will fall. Investors in higher capital risk funds should expect to see above average growth over the long term, but might see big falls in value in the short term. The younger you are, the less worried you might be about capital risk, because your investments have time to recover their value before you retire. Higher capital risk funds may be less suitable if you are close to retirement and want more certainty.	
Inflation Risk	This is the risk that the value of your investments will grow more slowly than prices rise. Inflation can be a problem for pension savings invested in cash or bond funds particularly if the interest you're earning is less than the rate of inflation and you are some way from retirement.	
Pension Conversion Risk	The price of an annuity changes on a regular basis. This means that the amount of income you can secure with the same amount of money will change. Pension conversion risk is the risk that the amount of income you can buy drops before you retire, because your money is invested differently to annuity funds. That's why, if you wish to buy an annuity to provide a regular income through retirement, putting more of your DC pension pot into bonds to try to match annuity prices as you get closer to retirement age can help protect against this risk. If you wish to continue investing your pension savings during retirement and access drawdown then this is less of a concern.	

About the factsheet

It is important to remember that the price of units can go down as well as up. There's no guarantee that you'll get back the amount that goes into your DC pension pot. Changes in rates of currency exchange, particularly where overseas securities are held, could also affect the value of your investment. Although the funds can typically be bought and sold on a daily basis, fund managers may need to delay when you can access your holdings in a fund(s) due to exceptional market circumstances. All funds are provided through FIL Life Insurance Ltd and may invest in securities issued by or hold deposits with HSBC Holdings plc and associated companies. The Trustee can change the underlying managers or funds within this fund, or decide to withdraw or replace the fund at any time, without member consent or prior notification. This factsheet should be read alongside the investment guide.

Making fund choices is an important decision that could have a significant effect on your benefits. This factsheet has been produced to provide you with fund information and is not designed to provide advice or a recommendation on the suitability of an investment for your personal financial circumstances. The Trustee cannot give you financial advice about your fund choices. Consider taking independent financial advice before making any investment decisions.

Valuation time: Business days at 5:00pm (UK time)

Dealing Process: The cut off time for switch instructions is 2:00pm each business day.

Contact us

You can find more Scheme information at: www.futurefocus.staff.hsbc.co.uk

If you have any questions contact the Scheme Administrator, Willis Towers Watson, at: Email: HSBCpension@willistowerswatson.com

Phone: 01737 227 575

Issued by HSBC Bank Pension Trust (UK) Limited 2021