

The DC Funds

Shariah Law Equities - passive as at 31 March 2022

Fund objective

To provide long-term capital growth in excess of UK price inflation by investing in Global listed shares in a Shariah compliant manner. The fund aims to perform in line with the benchmark.

Fund Facts

Launch Date:
23/2/2007

Fund size:
£102.71m

Price Per Share:
781.80p

Base Currency:
GBP

Does this fund form part of an HSBC default strategy?
No

Charges:
Inv Mgmt Charges: 0.00%
Additional Charges: 0.00%

HSBC pays the investment management charges – not you. However, there may be costs within some of the funds and these will be reflected in the unit price. These nominal costs are variable and are likely to be between nil and 0.2% a year.

Current Underlying Fund(s):
100% HSBC Islamic Global Equity Index Fund

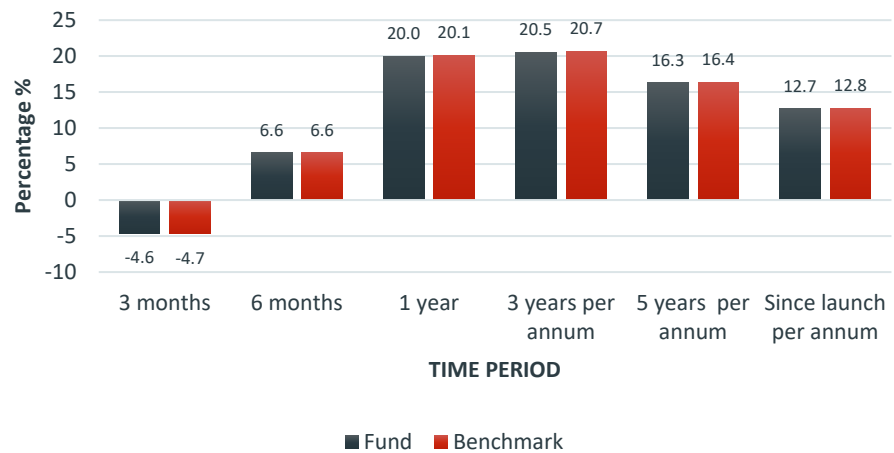
Current Benchmark:
The Dow Jones Islamic Titans 100 (GBP) Index

Volatility (% per annum):

	3 Years	5 Years
Fund:	14.5	13.5
Benchmark:	14.2	13.2

Annualised volatility: a measure of how variable returns for a fund or comparative market index have been around their historical average (also known as "standard deviation"). Two funds may produce the same return over a period. The fund whose monthly returns have varied less have a lower annualised volatility and may be considered to have achieved its returns with less risk. The calculation is the standard deviation of monthly returns presented as an annualised number. Volatility for funds and indices are calculated independently of each other.

Fund Performance



Note

Past performance is not a guide to future performance. The figures are shown in Sterling and have been calculated using actual returns since the introduction of the current DC fund range. Source: FIL Life Insurance Ltd. Single priced (i.e. no bid/offer spread), gross income reinvested and net of fees. Indicative prices have been used if a portfolio valuation fell on a non-trading day.

For members of the HSBC Bank (UK) Pension Scheme

Fund performance (continued)

	31 Mar 2021 - 31 Mar 2022	31 Mar 2020 - 31 Mar 2021	31 Mar 2019 - 31 Mar 2020	31 Mar 2018 - 31 Mar 2019	31 Mar 2017 - 31 Mar 2018
	%	%	%	%	%
Fund	20.0	37.1	6.5	18.6	2.5
Benchmark	20.1	37.6	6.5	18.6	2.4
Relative Performance	-0.1	-0.5	0.0	0.0	0.1

Past performance is not a guide to future performance. The figures are shown in Sterling and have been calculated using actual returns since the introduction of the current DC fund range. Source: FIL Life Insurance Ltd. Single priced (i.e. no bid/offer spread), gross income reinvested and net of fees. Indicative prices have been used if a portfolio valuation fell on a non-trading day.

Market Commentary

Global equities fell as Russia's invasion of Ukraine hurt investor sentiment. The invasion prompted Western countries to impose economic sanctions against Russia and raised concerns about global growth expectations as well as the disruption it could cause to global energy markets. A tightening policy stance by major central banks also weighed on equities as inflation surged. Nonetheless, better than expected corporate earnings in developed markets and hopes of progress on Russia-Ukraine peace talks towards the end of the period provided some support. Against this global backdrop, US, Europe ex UK and Japanese equities declined, while Pacific ex Japan stocks gained. Emerging markets broadly fell and lagged developed markets. At a sector level, consumer discretionary and information technology were among the key decliners, while energy benefited from a rise in crude oil prices. Source: Fidelity. This is general market commentary and should not be considered as advice.

TOP 10 HOLDINGS

1	Apple	7.67%
2	Microsoft Corp	7.65%
3	Alphabet	7.20%
4	Amazon.com Inc	6.37%
5	Tesla	4.03%
6	NVIDIA	3.04%
7	Meta Platforms Inc	2.29%
8	Johnson & Johnson	2.08%
9	Visa Inc	1.64%
10	Procter & Gamble	1.64%
	TOTAL	43.61%

GEOGRAPHICAL BREAKDOWN

1	North America	76.48%
2	Europe ex UK	8.81%
3	Pacific ex Japan	8.34%
4	Japan	2.92%
5	UK	2.90%
6	Cash	0.55%
	TOTAL	100.00%

INDUSTRY SECTOR BREAKDOWN




1	Technology	42.14%
2	Consumer Goods	18.06%
3	Health Care	15.73%
4	Industrials	8.80%
5	Consumer Services	6.06%
6	Oil & Gas	3.52%
7	Basic Materials	2.94%
8	Others	1.55%
9	Financials	0.65%
10	Cash	0.55%
	TOTAL	100.00%

For members of the HSBC Bank (UK) Pension Scheme

Risk rating

 Very low  Low  Low/medium  Medium  Medium/high  High  Very high

All investments carry a level of risk. You need to decide how much of each type of risk you're prepared to take. The table below gives an overview of some of the risks associated with this fund

Risk type	Description of risk	Level of risk for this fund
Capital Risk	This is the risk that the value of your investments will fall. Investors in higher capital risk funds should expect to see above average growth over the long term, but might see big falls in value in the short term. The younger you are, the less worried you might be about capital risk, because your investments have time to recover their value before you retire. Higher capital risk funds may be less suitable if you are close to retirement and want more certainty.	 H
Inflation Risk	This is the risk that the value of your investments will grow more slowly than prices rise. Inflation can be a problem for pension savings invested in cash or bond funds particularly if the interest you're earning is less than the rate of inflation and you are some way from retirement.	 M
Pension Conversion Risk	The price of an annuity changes on a regular basis. This means that the amount of income you can secure with the same amount of money will change. Pension conversion risk is the risk that the amount of income you can buy drops before you retire, because your money is invested differently to annuity funds. That's why, if you wish to buy an annuity to provide a regular income through retirement, putting more of your DC pension pot into bonds to try to match annuity prices as you get closer to retirement age can help protect against this risk. If you wish to continue investing your pension savings during retirement and access drawdown then this is less of a concern.	 H

About the factsheet

It is important to remember that the price of units can go down as well as up. There's no guarantee that you'll get back the amount that goes into your DC pension pot. Changes in rates of currency exchange, particularly where overseas securities are held, could also affect the value of your investment. Although the funds can typically be bought and sold on a daily basis, fund managers may need to delay when you can access your holdings in a fund(s) due to exceptional market circumstances. All funds are provided through FIL Life Insurance Ltd and may invest in securities issued by or hold deposits with HSBC Holdings plc and associated companies. The Trustee can change the underlying managers or funds within this fund, or decide to withdraw or replace the fund at any time, without member consent or prior notification. This factsheet should be read alongside the investment guide.

Making fund choices is an important decision that could have a significant effect on your benefits. This factsheet has been produced to provide you with fund information and is not designed to provide advice or a recommendation on the suitability of an investment for your personal financial circumstances. The Trustee cannot give you financial advice about your fund choices. Consider taking independent financial advice before making any investment decisions.

Valuation time: Business days at 5:00pm (UK time)

Dealing Process: The cut off time for switch instructions is 2:00pm each business day.

Contact us

You can find more Scheme information at: www.futurefocus.staff.hsbc.co.uk

If you have any questions contact the Scheme Administrator, Willis Towers Watson, at: Email: HSBCpension@willistowerswatson.com

Phone: 01737 227 575

Issued by HSBC Bank Pension Trust (UK) Limited 2022

© Copyright HSBC Bank Pension Trust (UK) Limited 2022. All rights reserved. No part of this publication may be reproduced, stored in a retrieval system, or transmitted in any form or by any means, electronic, mechanical, photocopying, recording, or otherwise, without the prior written permission of HSBC Bank Pension Trust (UK) Limited. Members of the pension scheme may, however, copy appropriate extracts in connection with their own benefits under the Scheme.